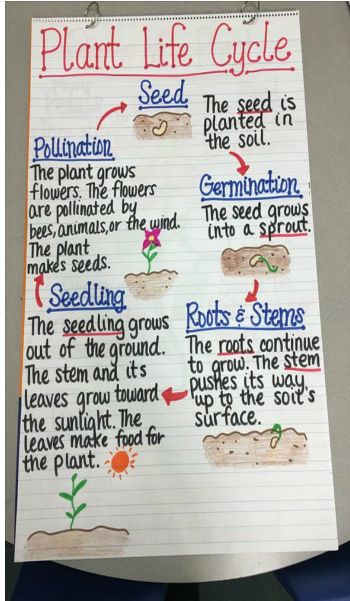


DAY					
<p>MONDAY</p>	<p>PE</p> <p>ICT based: Join in with Joe Wicks available live at 9am.</p> <p>Youtube.com/thebodycoach</p> <p>Non ICT based:</p> <ul style="list-style-type: none"> • Take a walk with your family • Ride your scooter • Ride your bike • Dance in your front room to your favourite music • Do some exercises star jumps, jogging on the spot • Play with a ball in the garden 	<p>Maths session</p> <p>ICT based: https://www.thenational.academy/year-3/maths/to-identify-and-recognise-angles-year-3-wk4-1</p> <p>Can you identify and recognise angles as a property of a shape?</p> <ol style="list-style-type: none"> 1. Quiz 2. Video 3. Worksheet <p>Non ICT based:</p> <p>Set a timer and complete the following:</p> <p>55 + 32 = 235-121 = 387 + 10 = 17 + 5 + 3 = 787 – 100 = 83 – 16 = 94 – 27 = 867 + 100 =</p> <p>How long did it take you? Can you beat your time?</p>	<p>English session</p> <p>ICT based: https://www.pobble365.com/jurassic</p> <p>Complete the story starter activity. What happens next to Tim? Make sure your story is full of suspense and excitement. Try to include adverbs, expanded noun phrases and a range of conjunctions. Vary your sentence lengths for maximum effect.</p> <p>Non ICT based:</p> <p>Today, just write your first paragraph – the introduction. Grab the reader’s attention!</p> <p>Your story must begin with the sentence...</p> <p>It was the day the moon fell.</p>	<p>Reading session</p> <p>ICT based: https://www.worldofdavidwalliams.com/elevenses/</p> <p>Enjoy David Walliams reading a story!</p> <p>Non ICT based:</p> <p>Thinking back to the Velveteen Rabbit and Toy Story – we read them in class not that long ago.</p> <p>Can you create your own front cover for once of those books?</p> <p>Think carefully about what you are going to include and why? Remember you want your book to grab someone’s attention!</p>	<p>Art Session</p> <p>ICT based: https://www.youtube.com/user/ArtforKidsHub</p> <p>Visit the ‘Art for Kids Hub’. Pick one of your favourite pictures and have a go. Remember to keep your super picture so I can see them.</p> <p>Non ICT based:</p> <p>Create a sketch of something in your house. Focus on the use of shading and how a pencil can create lots of different effects and moods.</p> <p>I look forward to seeing your creations.</p>

	<p>Yoga</p> <p>ICT based: Cosmic kids – Disco time</p> <p>https://www.youtube.com/watch?v=PSgZl8f5leU</p> <p>Non ICT based:</p> <ul style="list-style-type: none"> • Take a walk with your family • Ride your scooter • Ride your bike • Dance in your front room to your favourite music • Do some exercises star jumps, jogging on the spot • Play with a ball in the garden 	<p>Maths session</p> <p>ICT Based:</p> <p>https://www.thenational.academy/year-3/maths/to-identify-angles-inside-2-d-shapes-year-3-wk4-2</p> <p>Can you identify angles inside a 2-D shape?</p> <ol style="list-style-type: none"> 1. Quiz 2. Video 3. Worksheet <p>Non ICT based: Complete the following questions:</p> <p>23 x 8 = 6 x 34 = 27 x 3 = 45 x 4 = 76 x 3 = 54 x 7 =</p> <p>Check your answers on a calculator. If you got any wrong give them another go.</p>	<p>English session</p> <p>ICT Based:</p> <p>https://www.pobble365.com/the-invisible-man/</p> <p>Complete the question time activities. Use your imagination to make the best answers you can.</p> <p>Non ICT based: Continue writing your story. Today, can you write the build up paragraph of your story? What problem will occur? Remember to keep the reader hooked.</p>	<p>Reading session</p> <p>ICT based: https://www.literacyshedplus.com/en-gb/resource/stage-3-reading-pack</p> <p>Read the first text: Ambush. Once you have read the passage complete the Vocabulary questions and VIPERS questions.</p> <p>Make sure you don't peak at the answers.</p> <p>Non ICT based: Find a book you have not read before.</p> <p>Just by looking at the front of the book and by reading the blurb.</p> <p>Can you make a prediction about what the book is going to be about?</p> <p>Remember you need to say why. Explain why you think something is going to happen. Maybe it is because of a picture on the cover or something that is mentioned in the blurb.</p>	<p>Science session</p> <p>ICT based: https://www.thenational.academy/year-3/foundation/life-cycle-of-a-plant-year-3-wk4-3</p> <p>Watch the video and then complete the quiz on the life cycle of a plant</p> <p>Non ICT based: Can you create your own plant life cycle – there is a picture of an example below. You may present it as a flow chart or maybe a flipbook.</p> 
--	---	--	--	---	--

WEDNESDAY	<p>PE</p> <p>ICT based: Dance with Oti Mabuse</p> <p>https://www.youtube.com/otimabuseofficial</p> <p>Non ICT based:</p> <ul style="list-style-type: none"> • Take a walk with your family • Ride your scooter • Ride your bike • Dance in your front room to your favourite music • Do some exercises star jumps, jogging on the spot • Play with a ball in the garden 	<p>Maths session</p> <p>ICT based:</p> <p>https://www.thenational.academy/year-3/maths/to-recognise-right-angles-year-3-wk4-3</p> <p>Can you recognise right angles?</p> <ol style="list-style-type: none"> 1. Quiz 2. Video 3. Worksheet <p>Non ICT based: Complete the following questions:</p> <p>48 ÷ 3 = 96 ÷ 4 = 54 ÷ 3 = 75 ÷ 7 = 96 ÷ 6 = 92 ÷ 8 = 31 ÷ 4 = 94 ÷ 4 =</p>	<p>English session</p> <p>ICT based:</p> <p>https://www.pobble365.com/the-invisible-man/</p> <p>Complete the sentence challenge.</p> <p>Adverbs are used to describe a verb. Try to use the most interesting adverbs you can. Can you use more than one and make different versions of the same sentence?</p> <p>Non ICT based: Continue with your story building excitement and intrigue. Make it engaging for the reader.</p> <p>Try to include a fronted adverbial, an expanded noun phrase and a range of conjunctions.</p>	<p>Reading session</p> <p>ICT based:</p> <p>https://www.oxfordowl.co.uk/for-home/reading-owl/library-page</p> <p>Choose a book for your book level or age to read.</p> <p>First – read it in your head. Second – read it out loud. Third – share your thoughts about what you have read with someone else.</p> <p>Non ICT based: Teach someone in your house to echo read. You read first and then get them to copy. You should focus on using expression.</p>	<p>Topic session for all</p> <p><u>Romans task – recapping what you have been taught.</u></p> <p>Can you make a poster about everything you remember about the Romans?</p> <ul style="list-style-type: none"> • How did the Roman Empire spread? • The roman invasion • Why did the romans invade? • Facts about roman soldiers and the army. • Hadrian’s wall • Roman gladiator facts <p>There is a copy of the knowledge organiser to help you remember some key facts just as a reminder!</p> <p>Try to present this information in the most inventive way you can.</p>
-----------	--	--	---	---	--

PE WITH JOE WICKS

Youtube.com/thebody coach

Non ICT based:

- Take a walk with your family
- Ride your scooter
- Ride your bike
- Dance in your front room to your favourite music
- Do some exercises star jumps, jogging on the spot
- Play with a ball in the garden

Maths session**ICT based:**

<https://www.thenational.academy/year-3/maths/to-recognise-obtuse-and-acute-angles-year-3-wk4-4>

Can you recognise obtuse and acute angles?

1. Quiz
2. Video
3. Worksheet

Non ICT based:

Below is a table of data showing people's favourite sport.

Complete the chart and then represent the data using a graph of your choice.

Sport	Tally	Total
Football	 	15
Tennis	 	
Rugby	 	
Cricket	 	
Basketball		

(Taken from White Rose Hub)

English session**ICT based:**

<https://www.pobble365.com/fairytales-ending>

Complete the 'sick sentences' activity.

Try to include as many grammatical features in your sentences as you can.

Non ICT based:

Continue with your story and today write the final paragraph.

This should make people want to buy the second book. You may even want to leave it on a cliffhanger.

Reading session**ICT based:**

<https://www.twinkl.co.uk/>

Twinkl have a guided reading session, daily. Click on the Home Learning Hub Tab.

Non ICT based:

Create your own comprehension for a friend.

Create 5 or 10 questions about a book you are reading.

Make sure your questions are clear and well written.

You could even create an answer booklet.

PSHE activity for all.

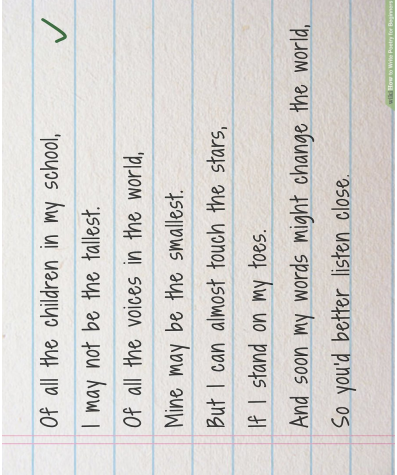
Draw your own jigsaw piece and split it into four sections.

In section one write down people you need to stay connected/in touch with others (Neighbours, NHS workers, postal workers, family, teachers etc.).


In section two write down how people stay connected with others (calls, text, video call, social media etc.).

In section three write down why is it important to stay connected with some of the people you have written down.

In section four draw your community (draw anyone that is important in the wider community).

	<p>PE</p> <p>Go outside and get active</p> <ul style="list-style-type: none"> • Take a walk with your family • Ride your scooter • Ride your bike • Do some exercises star jumps, jogging on the spot • Play with a ball in the garden • Do some outside dancing. 	<p>Maths session</p> <p>ICT based:</p> <p>https://www.thenational.academy/year-3/maths/to-revise-angles-year-3-wk4-5</p> <p>Can you complete the revision on all we have learnt about angles?</p> <ol style="list-style-type: none"> 1. Quiz 2. Video 3. Worksheet <p>Non ICT based:</p> <p>You should practice your timestables.</p> <p>See how quick you can write them down! Remember you need to know them all the way up to 12.</p> <p>Have fun – see if you can beat your best time!</p>	<p>English session</p> <p>ICT based:</p> <p>https://www.pobble365.com/fairytales-ending</p> <p>Complete the ‘Perfect Picture’ activity. Try to think to use your imagination and be creative. Maybe the girl enters another universe or world?</p> <p>Non ICT based:</p> <p>Edit your story – every good storywriter makes lots of changes and revisions before they publish their final book.</p> <p>Can you improve any language or edit any spellings? Have you used punctuation correctly?</p>	<p>Reading session</p> <p>ICT based:</p> <p>https://cdn.oxfordowl.co.uk/2018/03/02/14/17/37/143/PWO_Age_7_8_comprehension.pdf</p> <p>Can you learn the poem off by heart? Perform the poem for someone else and then discuss what the poem is talking about and why it is important with someone you live with.</p> <p>Non ICT based:</p> <p>Below is a mini poem.</p> <ol style="list-style-type: none"> 1. Learn it. 2. Perform it. 3. Act it out. 	<p>Creative/ play session</p> <p>Home baking/cooking of your choice.</p> <p>Pick something to bake from this website, using ingredients you have at home: https://www.bbcgoodfood.com/recipes/collection/kidscooking</p> <p>Remember to get an adults permission and help with this task. Have fun baking and tasting.</p>
--	--	---	---	---	---

Romans | Year 3 | Help sheet

Vocabulary					Timeline – The Spread of the Roman Empire	
1	Gladiator	A man trained to fight with weapons in an arena.	 <p>Hadrian's Wall</p> <ul style="list-style-type: none"> The wall defended Roman land and attacks from the Picts. It was built by 15,000 men. It ran from Bowness-on-Solway to Wallsend. The wall contained milecastles, turrets and forts. <p>Reasons the Romans invaded:</p> <ul style="list-style-type: none"> Goods Power Ambition Revenge Slaves 	800 BC	The Romans only occupy Rome. Large Celtic settlements are prominent across Europe.	
2	Empire	A group of countries ruled by one ruler.		237 BC	The Romans have taken control of the whole of Italy, Sicily, Sardinia and Corsica.	
3	armour	Items worn to protect the body in battle.		133 BC	The Romans now occupy much of Spain. Greece, part of north Africa and have begun to conquer more eastern European countries.	
4	arena	An area surrounded by seating where events are held.		44 BC	The Romans have now conquered France and Germany.	
5	slave	A person who belongs to someone else and is forced to obey them.		79 AD	Romans conquered Britain.	
6	fort	A strong building that is built to defend.		305 AD	The height of the Roman Empire. This was the time the Romans had most power and controlled the most countries.	
7	Celts	Those who ruled before the Romans.				
8	battle	A fight between organised armies.				
9	invade	Enter another tribe's territory aggressively.				
10	Emperor	A sovereign ruler of an empire (King or Queen)				
11	coliseum	The name of the Amphitheatre in Rome.				
12	conquer	Take control of people or a place by force.				

