









DAY					
<p style="writing-mode: vertical-rl; transform: rotate(180deg);">MONDAY</p>	<p><b>PE</b></p> <p><b>ICT based:</b> Join in with Joe Wicks available live at 9am.</p> <p>Youtube.com/thebodycoach</p> <p><b>Non ICT based:</b></p> <ul style="list-style-type: none"> <li>• Take a walk with your family</li> <li>• Ride your scooter</li> <li>• Ride your bike</li> <li>• Dance in your front room to your favourite music</li> <li>• Do some exercises star jumps, jogging on the spot</li> <li>• Play with a ball in the garden</li> </ul>	<p><b>Maths session</b></p> <p><b>ICT based:</b> <a href="https://www.thenational.academy/year-3/maths/to-identify-perpendicular-lines-year-3-wk5-1">https://www.thenational.academy/year-3/maths/to-identify-perpendicular-lines-year-3-wk5-1</a></p> <p>Can you identify and recognise perpendicular lines?</p> <ol style="list-style-type: none"> <li>1. Quiz</li> <li>2. Video</li> <li>3. Worksheet</li> </ol> <p><b>Non ICT based:</b></p> <p>Set a timer and complete the following:</p> <p>67 + 23 = 745 - 241 = 543 + 10 = 47 + 4 + 2 = 534 - 100 = 64 - 25 = 49 - 27 = 976 + 100 =</p> <p>How long did it take you? Can you beat your time?</p>	<p><b>English session</b></p> <p><b>ICT based:</b> <a href="https://www.pobble365.com/the-invisible-man/">https://www.pobble365.com/the-invisible-man/</a></p> <p>Complete the story starter activity.</p> <p>What has happened to the man? Why has this happened? Who is going to help?</p> <p>Make sure your story is full of suspense and excitement. Try to include adverbs, expanded noun phrases and a range of conjunctions. Vary your sentence lengths for maximum effect.</p> <p><b>Non ICT based:</b></p>  <p>Write 5 expanded noun phrase sentences about this picture.</p> <p>Try to make your sentences so descriptive that I feel like I am the character exploring.</p>	<p><b>Reading session</b></p> <p><b>ICT based:</b> <a href="https://www.worldofdavidwalliams.com/elevenses/">https://www.worldofdavidwalliams.com/elevenses/</a></p> <p>Enjoy David Walliams reading a story!</p> <p><b>Non ICT based:</b></p> <p>Thinking back to the Iron Man– we read this text in class not that long ago.</p> <p>Can you write a book review about the Ted Hughes novel.</p> <p>What did you like about the book? What did you dislike? Who was your favourite character? What was your favourite part of the book?</p> 	<p><b>Art Session</b></p> <p><b>Mondrian Art.</b></p> <p>Piet Mondrian was known known for white canvas with horizontal and vertical lines, and rectangular shapes filled with primary colours.</p> <p>Have a go at creating your own!</p> <div style="display: flex; flex-wrap: wrap;"> <div style="width: 50%;">  <p>STEP 1</p> <p>Use a ruler to make vertical lines on your paper with your black pen</p> </div> <div style="width: 50%;">  <p>STEP 2</p> <p>Make some horizontal lines on your paper as well.</p> </div> <div style="width: 50%;">  <p>STEP 3</p> <p>Continue making lines and sectioning off your paper in an uneven grid.</p> </div> <div style="width: 50%;">  <p>STEP 4</p> <p>Pick up a pack of sticky back foam shapes (Dollar Tree) and let children fill in the grid.</p> </div> <div style="width: 50%;">  <p>STEP 5</p> <p>Simply use a red, blue, and yellow marker to fill in the different squares.</p> </div> <div style="width: 50%;">  <p>STEP 6</p> <p>Cut a variety of shapes from Red, Yellow, and Blue paper. Glue the to the paper in a grid. Then draw your black lines over and around the shapes.</p> </div> </div>

**Yoga****ICT based:**

Cosmic kids – Disco time

<https://www.youtube.com/watch?v=PSgZl8f5leU>

**Non ICT based:**

- Take a walk with your family
- Ride your scooter
- Ride your bike
- Dance in your front room to your favourite music
- Do some exercises star jumps, jogging on the spot
- Play with a ball in the garden

**Maths session****ICT Based:**

<https://www.thenational.academy/year-3/maths/to-draw-perpendicular-lines-year-3-wk5-2>

Can you draw perpendicular lines?

1. Quiz
2. Video
3. Worksheet

**Non ICT based:**

Complete the following questions:

32 x 7 =  
8 x 45 =  
72 x 4 =  
53 x 6 =  
63 x 3 =  
41 x 9 =

Check your answers on a calculator. If you got any wrong give them another go.

**English session****ICT Based:**

<https://www.pobble365.com/creature-from-the-deep/>

Complete the question time activities.

Use your imagination to bring your answers alive.

**Non ICT based:**

Write 5 sentences about the picture including conjunctions in each sentence.

You cannot use the same conjunction twice.

Remember a conjunction is used to join two clauses together.

**Reading session****ICT based:**

<https://www.literacyshedplus.com/en-gb/resource/stage-3-reading-pack>

Read the first text: Delivery Bot.

Once you have read the passage complete the Inference questions and VIPERS questions.

Make sure you don't peek at the answers.

**Non ICT based:**

Read for pleasure!

Grab your favourite book and go to your favourite reading spot.

Get lost in the text you are reading.

Books can take you on wonderful, magical journeys.

**Science session****ICT based:**

<https://www.thenational.academy/year-3/foundation/to-explain-how-a-plant-transport-water-year-3-wk5-3#slide-1>

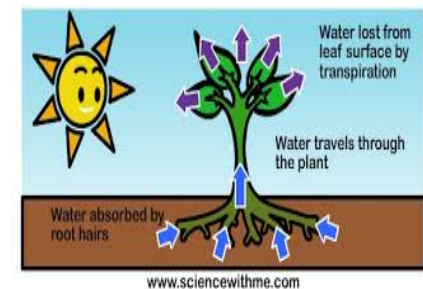
Watch the video and then complete the quiz to explain how a plant transports water.


**Non ICT based:**

Can you create your own guide to explain how plants transport water.

There is an image below to help you. We have learnt about this in class so you should have lots of knowledge about this to help you make an informative guide.

Try to make your guide stand out!



	<p><b>PE</b></p> <p><b>ICT based:</b> Dance with Oti Mabuse</p> <p><a href="https://www.youtube.com/otimabuseofficial">https://www.youtube.com/otimabuseofficial</a></p> <p><b>Non ICT based:</b></p> <ul style="list-style-type: none"> <li>• Take a walk with your family</li> <li>• Ride your scooter</li> <li>• Ride your bike</li> <li>• Dance in your front room to your favourite music</li> <li>• Do some exercises star jumps, jogging on the spot</li> <li>• Play with a ball in the garden</li> </ul>	<p><b>Maths session</b></p> <p><b>ICT based:</b></p> <p><a href="https://www.thenational.academy/year-3/maths/to-identify-and-explain-parallel-lines-year-3-wk5-3">https://www.thenational.academy/year-3/maths/to-identify-and-explain-parallel-lines-year-3-wk5-3</a></p> <p>Can you identify and explain parallel lines?</p> <ol style="list-style-type: none"> <li>1. Quiz</li> <li>2. Video</li> <li>3. Worksheet</li> </ol> <p><b>Non ICT based:</b> Complete the following questions:</p> <p>54 ÷ 3 = 67 ÷ 4 = 74 ÷ 3 = 57 ÷ 7 = 69 ÷ 6 = 96 ÷ 8 = 71 ÷ 4 = 74 ÷ 4 =</p>	<p><b>English session</b></p> <p><b>ICT based:</b></p> <p><a href="https://www.pobble365.com/the-magic-library/">https://www.pobble365.com/the-magic-library/</a></p> <p>Complete the sentence challenge.</p> <p>Verbs are action/doing words.</p> <p>Try to use the most interesting verbs you can.</p> <p>Can you add some adverbs to make your sentences even more impressive?</p> <p><b>Non ICT based:</b></p>  <p>Write a detailed character description about this Bear. Try not to just describe his appearance but think about where he lives and why?</p>	<p><b>Reading session</b></p> <p><b>ICT based:</b></p> <p><a href="https://www.oxfordowl.co.uk/for-home/reading-owl/library-page">https://www.oxfordowl.co.uk/for-home/reading-owl/library-page</a></p> <p>Choose a book for your book level or age to read.</p> <p>First – read it in your head. Second – read it out loud. Third – share your thoughts about what you have read with someone else.</p> <p><b>Non ICT based:</b></p> <p><b><u>Book comparisons</u></b> Find 2 books in your house and read them.</p> <ul style="list-style-type: none"> <li>• What is similar about the stories?</li> <li>• What is different?</li> <li>• Which book is your favourite and why?</li> <li>• Are there any similarities and differences between the characters?</li> <li>• How does the plot and setting differ between the books?</li> </ul>	<p><b>Topic session for all</b></p> <p><b><u>Celts task – recapping what you have been taught.</u></b></p> <p>Can you make a poster about everything you remember about the Celts?</p> <ul style="list-style-type: none"> <li>• Timeline of key events?</li> <li>• Celtic houses</li> <li>• Boudicca</li> </ul> <p>There is a copy of the knowledge organiser to help you remember some key facts just as a reminder!</p> <p>Try to present this information in the most inventive way you can.</p>
--	--	---	---	--	---

**PE WITH JOE WICKS**

Youtube.com/thebody coach

**Non ICT based:**

- Take a walk with your family
- Ride your scooter
- Ride your bike
- Dance in your front room to your favourite music
- Do some exercises star jumps, jogging on the spot
- Play with a ball in the garden

**Maths session****ICT based:**

<https://www.thenational.academy/year-3/maths/to-revise-parallel-and-perpendicular-lines-year-3-wk5-4>

Can you revise parallel and perpendicular lines?

1. Quiz
2. Video
3. Worksheet

**Non ICT based:**

Create your own tally chart of favourite colours or a topic of your choice.

Plot this data on a suitable graph.

Remember to label your axis correctly and to give your graph a title.

**English session****ICT based:**

<https://www.pobble365.com/the-magic-library/>

Complete the 'question time' activity.

Write your answers in note form. Being able to make notes is skill we all need to practice.

**Non ICT based:**

Sentence challenge!

1. Use A and An
2. Expanded noun phrase
3. Conjunction.
4. Adverb
5. Fronted adverbial.

Make sure you highlight each grammatical feature when you have used it correctly.

**Reading session****ICT based:**

<https://www.twinkl.co.uk/>

Twinkl have a guided reading session, daily. Click on the Home Learning Hub Tab.

**Non ICT based:**

Create your own comprehension for a friend.

Create 5 or 10 questions about a book you are reading.

Make sure your questions are clear and well written.

You could even create an answer booklet.



**Music**

Listen to a song, which you like.

- What type of music is the song?
- Can you identify the sounds, which you can hear?
- What instruments can you hear?
- How is the song put together?
- Is there a chorus, verses or instrumentals?

Have a go at making your own piece of music using clapping, stamping and voice percussion.

Try to use repetition to make your song be remembered.

	<p><b>PE</b></p> <p>Go outside and get active</p> <ul style="list-style-type: none"> <li>• Take a walk with your family</li> <li>• Ride your scooter</li> <li>• Ride your bike</li> <li>• Do some exercises star jumps, jogging on the spot</li> <li>• Play with a ball in the garden</li> <li>• Do some outside dancing.</li> </ul>	<p><b>Maths session</b></p> <p><b>ICT based:</b></p> <p><a href="https://www.thenational.academy/year-3/maths/to-identify-rectangles-including-squares-year-3-wk5-5">https://www.thenational.academy/year-3/maths/to-identify-rectangles-including-squares-year-3-wk5-5</a></p> <p>Can you identify rectangles including squares?</p> <ol style="list-style-type: none"> <li>1. Quiz</li> <li>2. Video</li> <li>3. Worksheet</li> </ol> <p><b>Non ICT based:</b></p> <p>You should practice your timestables.</p> <p>See how quick you can write them down! Remember you need to know them all the way up to 12.</p> <p>Have fun – see if you can beat your best time!</p>	<p><b>English session</b></p> <p><b>ICT based:</b></p> <p><a href="https://www.pobble365.com/the-magic-library/">https://www.pobble365.com/the-magic-library/</a></p> <p>Complete the 'Perfect Picture' activity.</p> <p>What will the girl see in front of her when the orb opens? Try to use your imagination and be creative.</p> <p><b>Non ICT based:</b></p>  <p>Write a descriptive setting description about this picture. Make sure you create mood and atmosphere through your writing.</p>	<p><b>Reading session</b></p> <p><b>Poetry</b></p> <p>First, you need to learn the poem off by heart. Then, identify any poetic features you can see. (Rhyme, alliteration, repetition etc.). Next, perform the poem for someone else. Lastly, try to write your own poem about an animal of your choice.</p> <p><b><u>I Have A Little Frog</u></b></p>  <p>I have a little frog His name is Tiny Tim, I put him in the bathtub, To see if he could swim, He drank up all the water, And gobbled up the soap! And when he tried to talk He had a bubble in his throat!</p>	<p><b>Creative/ play session</b></p> <p>Home baking/cooking of your choice.</p> <p>Pick something to bake from this website, using ingredients you have at home: <a href="https://www.bbcgoodfood.com/recipes/collection/kidscooking">https://www.bbcgoodfood.com/recipes/collection/kidscooking</a></p> <p><b>Remember to get an adults permission and help with this task. Have fun baking and tasting.</b></p>
--	--	--	--	---	---

## The Celts - Year 3

### Vocabulary Dozen

1	Polytheism	The Celts believed in many Gods and Goddesses.
2	hill forts	A settlement on top of a hill.
3	roundhouse	A round house round which normally has a thatched roof made out of straw or heather.
4	settlement	A place where people first set up their home and lived.
5	Boudicca	The Queen of the <u>Iceni</u> Tribe, leader of the Celtic warriors who battled against the Romans.
6	King Prasutagus	Husband of Boudicca
7	invasion	When someone or a group of people attack another.
8	warriors	A person who fights for something they believe in.
9	rebellion	To go against something someone has said. You defy their wishes.
10	Romans	People who lived 2000 years ago in the city of Rome.
11	Iceni	Celtic tribe (group of people).

### Hill-fort



#### How and where they lived?

- They lived in scattered village.
- They lived in roundhouses.
- Roundhouses had thatched roofs of straw or heather.
- Celts built their houses in groups on tops of hills called hill- forts.

### Boudicca



### Timeline

600 Bc to 43 AD	The Celts lived during the Iron Age.
43 AD	Romans invaded and defeated the Celts in battle.
60 AD	Queen of the Celts, Boudicca led an army to attack the Romans in London.

#### Boudicca and the revolt facts

- In 43AD when the Romans settled in the south of England they agreed that Prasutagus could rule the Iceni.
- When Prasutagus died the Romans turned on the Iceni.
- The Romans stole from the Iceni people and made them slaves.
- Boudicca led an army in revolt against the Romans called the Britons.
- She destroyed Colchester the capital of Roman Britain.
- Then she attacked Londonium.
- Boudicca died following her attempt to overthrow the Romans.